



**KIOSK**<sup>TM</sup>  
Information Systems

## ADA Standards for Accessible Design

ADA Compliance is a universal design consideration for KIOSK Information Systems, and all models have been designed to comply with the most recently implemented American (ADA) and European Disability Access guidelines (March 2012). However, some models may require simple pre-deployment considerations (keyboard selection / software user interface design) for full compliance. To ensure ease of use for all self-service customers, KIOSK has summarized the main review points to be reviewed during model selection.



*\*To view the ADA Standards in its entirety, please click on the link below:*

[ADA 2010 Standards for Access and Design](#)

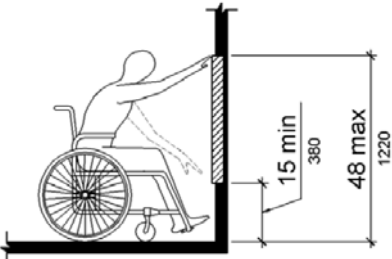
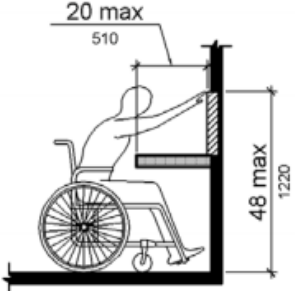
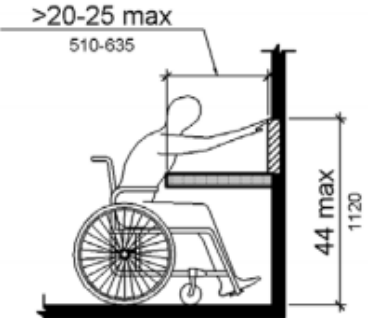
**EXPLORE  
THE POSSIBILITIES**

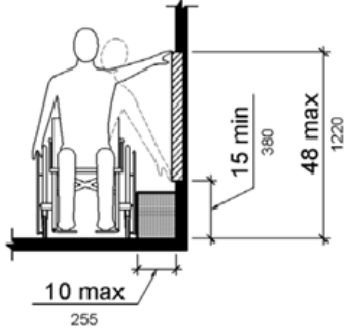
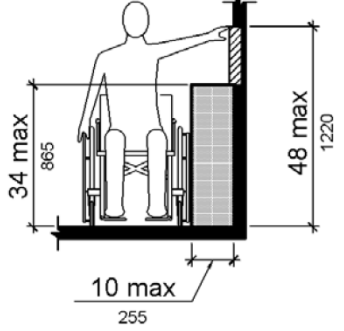
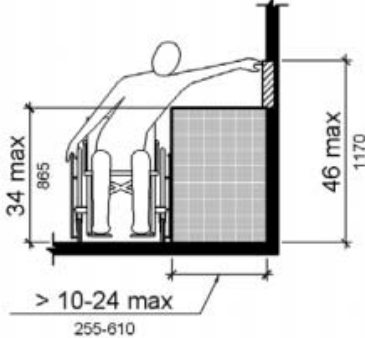
WORLD LEADERS IN KIOSK DESIGN AND MANUFACTURING

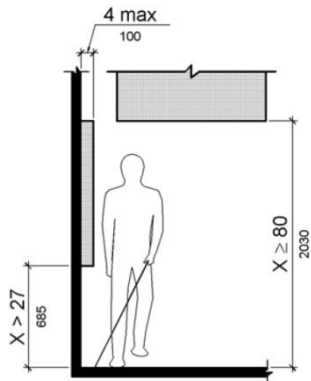
[WWW.KIOSK.COM](http://WWW.KIOSK.COM)

## Required Hardware Measurements

Below are three tables representing the measurements required in order to meet the ADA Standards.

Forward Reach				
	Minimum Height of Interactive Touch Points	Maximum Height of Interactive Touch Points	Maximum Depth of Obstruction	Images
<b>Unobstructed</b>	15"	48"	N/A	
<b>Obstructed</b>	15"	48"	≤ 20"	
	15"	44"	20" – 25"	

Side Reach				
	Minimum Height of Interactive Touch Points	Maximum Height of Interactive Touch Points	Maximum Depth of Obstruction	Images
Unobstructed	15"	48"	≤ 10"	
Obstructed	15" – 34"	48"	10"	
	15" – 34"	46"	10" – 24"	









Wall-mounted Kiosks			
Maximum Horizontal Protrusion	Kiosk Minimum Height above Ground	Kiosk Maximum Height above Ground	Image
4"	27"	80"	 <p>Figure 307.2 Limits of Protruding Objects</p>





### ADA Compliant Standard KIOSK Models

Please keep in mind that all interactive touch points must still be equal to or less than 48 inches. The vast majority of KIOSK’s standard models have the centerline at 48 inches. On a few models below, KIOSK recommends software modifications or the addition of a keyboard component for ADA compliance (clearly called out in the matrix below).

Model	Image	Modifications Needed	Centerline Height	Detailed Drawing
Caddie		None	48.85"	 Caddie
Fairway		None	48"	 Fairway
Edge		None as shown on master spec sheet, but adding extra components can affect centerline height. Consult with KIOSK.	48"	 Edge

<p>Wedge</p>		<p>None</p>	<p>39.5"</p>	 <p>Wedge</p>
<p>Stealth</p>		<p>None</p>	<p>48"</p>	 <p>Stealth</p>
<p>Thinman</p>		<p>None</p>	<p>48"</p>	 <p>Thinman</p>
<p>Edge HD</p>		<p>Keyboard is Required for ADA compliance</p>	<p>54.35" (Keyboard is at 39.25")</p>	 <p>Edge HD</p>

Arch		Keyboard is Recommended	49" (Keyboard is at 38")	 Arch
Element		Keyboard is Recommended	48.65" (Keyboard is at 35")	 Element
Portal		Compliance requires an option for ADA software touch points on the bottom of the LCD (48" or less). See example below.	52.12"	 Portal
Portal I.D.		Compliance requires an option for ADA software touch points on the bottom of the LCD (48" or less). See example below.	49.5"	 Portal ID

<p>Augusta</p>		<p>Compliance requires an option for ADA software touch points on the bottom of the LCD (48" or less). See example below.</p>	<p>51.4"</p>	 <p>Augusta</p>
<p>Contour</p>		<p>Compliance requires an option for ADA software touch points on the bottom of the LCD (48" or less). See example below.</p>	<p>49.25"</p>	 <p>Contour</p>

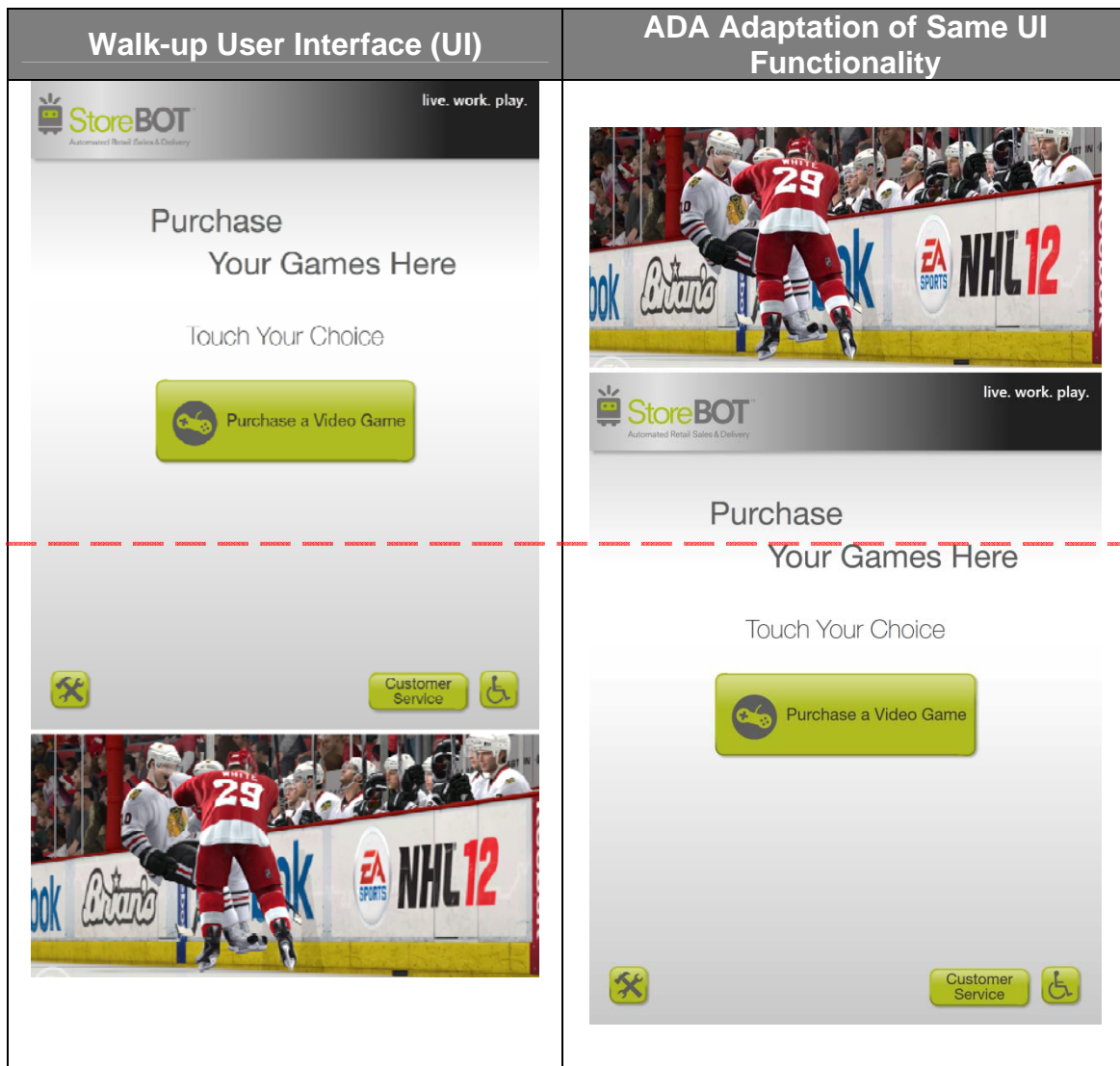


## Software Modification Example

If a model is chosen with a centerline height that exceeds 48", simple User Interface modifications can be made to present interaction / selection buttons in the defined ADA reach zones. Meaning, it may be optimal for walk-up users to have selection buttons mid-screen, but users in a wheelchair can activate an ADA modified interface at any time by touching the access button at the bottom of the screen.




An example of ADA user interface accessibility adaptation is depicted in the screens below:



**Guidelines for Federal Agencies**

Section 508 requires that when Federal agencies develop, procure, maintain, or use electronic and information technology, Federal employees with disabilities have access to and use of information and data that is comparable to the access and use by Federal employees who are not individuals with disabilities, unless an undue burden would be imposed on the agency. This is an additional set of requirements for products developed for the Federal government. KIOSK can customize any unit to comply with Section 508 as well. To see the Section 508 guidelines, please visit <http://www.section508.gov/index.cfm?fuseAction=stdsdoc#Self>.

Common Components		
Component	Details	Image
Phone Set	Phone sets can be added to aid individuals with disabilities who have difficulty seeing the screen.	
Braille	Braille is added with the graphics application.	
Access Keyboard	The keypad has EZ Access buttons to support accessibility features. The colors and shapes make them readily identifiable by both sight and touch. The buttons are spaced so people who have difficulty with reach and motion can use them.	
Phone Jack	Standard audio head phone jack will disable the speakers on the kiosk when it is plugged in.	

## **For More Information**

KIOSK's expert Sales Representatives would be pleased to answer any ADA clarifying questions during standard model selection, or custom solution design phases. If you have any questions, please contact a KIOSK Sales Representative at (303) 466-5471.